Project:	
Type:	
Catalog #:	

Hazardous Location LED Luminaire

FME Galaxy-Series

Product description

The Galaxy Series LED Luminaire can be used in locations made hazardous by the presence of flammable vapors, gases, or combustible dusts as defined by the NEC, Atex, CNEX, and CSA. The Galaxy Series is IP66 and IK10 rated. **An adjustable U-Bracket and pendant mounting are standard.**

Features

- Heavy-duty and high impact resistance.
- Three connection cable entry points.
- Dimmable and non-dimmable options available.
- Emergency battery backup available.
- Tempered glass lens standard.
- Various mounting options include: pendant mount, wall mount, stanchion, or surface mount.
- Standard 120-277V, Available options include
  - 277-480V
- Operating Temperature:
  - 20 - 80W : -40°C - 50°C (-40°F - 122°F)
  - 100 - 400W : -40°C - 40°C (-40°F - 104°F)

- **Housing:** A383 Die Cast Aluminum
- **Gasketing:** Fluorosilicone Rubber
- **Hardware:** Stainless Steel 304
- **Finish:** Polyester Powdercoat
- **Lens:** Tempered Glass
- **LED Chips:** Philips
- **Driver:** Meanwell
- **Surge Protection:** 10KV
- **Expected Life:** Over 85,000 hrs.
- **Rating:** IP66 & IK10
- **Color Rendering Index (CRI):** 80

Compliance

UL 844 Hazardous Locations North America

- Class I, Division 2, Groups A, B, C, D
- Class II, Division 1, Groups E, F, G
- Class II, Division 2, Groups F, G
- Class III

Marking Atex

- II3 G Ex ec IIC T3C Gc
- II2 D Ex op is tb IIIC T160°C Db
- EX IIC EX mb eb IIC T3C Gb
- II2 EX op is tb IIC T3C Db

Marking ICEX

- Ex ec IIB T3C Gc
- Ex op is tb IIIC T160°C Db
- EX mb eb IIC T3C Gb
- EX op is tb IIC T3C Db

Marking Marine

- UL1598, UL1598A
- ABS

Other Markings / Standards

- IP66

Applications

- Power Plants / Heavy Industrials Storage Facility
- Paper Mills / Wastewater Treatment Plants
- Loading Docks / Platforms / Shipyards
- Chemical Processing Facility
- Petrochemical Processing Facility
- Mining
- Ocean Marine
- LNG facilities
- Metal Industry

Photometrics

200W/40D

	Center Beam fc	Beam Width	
4ft	2008fc	4ft	4ft
8ft	480fc	7ft	7ft
12ft	203fc	11ft	11ft
16ft	115fc	15ft	16ft
20ft	98fc	19ft	23ft

Vert,Spread;40°
Horiz,Spread;40°

200W/60D

	Center Beam fc	Beam Width	
4ft	1434fc	6ft	5ft
8ft	343fc	11ft	11ft
12ft	145fc	17ft	14ft
16ft	81fc	22ft	23ft
20ft	69fc	27ft	31ft

Vert,Spread;60°
Horiz,Spread;60°

200W/90D

	Center Beam fc	Beam Width	
4ft	1024fc	8ft	8ft
8ft	255fc	15ft	16ft
12ft	105fc	24ft	26ft
16ft	58fc	32ft	33ft
20ft	39fc	39ft	45ft

Vert,Spread;90°
Horiz,Spread;90°

200W/120D

	Center Beam fc	Beam Width	
4ft	683fc	11ft	11ft
8ft	170fc	21ft	22ft
12ft	73fc	32ft	33ft
16ft	39fc	43ft	45ft
20ft	26fc	53ft	56ft

Vert,Spread;120°
Horiz,Spread;120°

Product Dimensions

20W - 40W - 60W

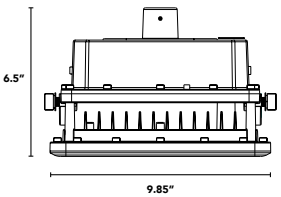

80W - 100W

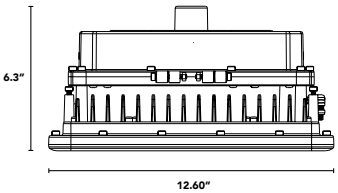

150W - 200W

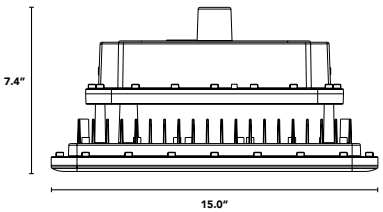

250W - 400W

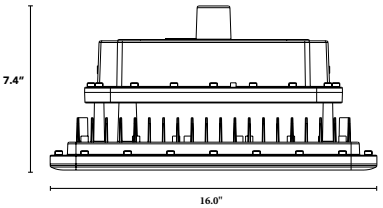

Lumen Chart

	5000K
20W	2,700 lm
40W	5,400 lm
60W	8,100 lm
80W	10,800 lm
100W	13,500 lm
150W	20,250 lm
200W	28,000 lm

	5000K
250W	35,000 lm
300W	42,000 lm
400W	56,000 lm

Mounting Accessories

OPEB: Junction Box

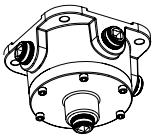

OPWA25: 25° Wall Mount & Junction Box

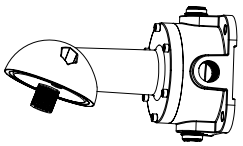

OPWA90: 90° Wall Mount & Junction Box

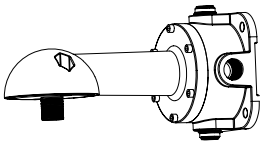

OPWA: 90° Wall Mount

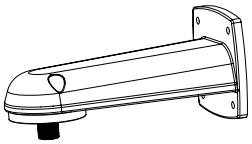

OPPS25: 25° Pole Mount

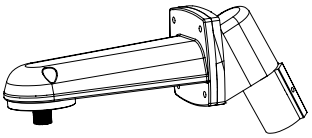

OPPS90: 90° Pole Mount

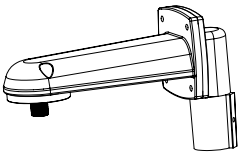

Ordering Information

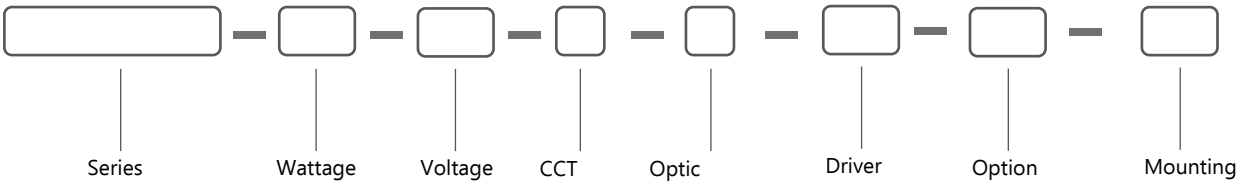

SERIES	WATTAGE	VOLTAGE	COLOR TEMP	OPTIC	DRIVER	OPTION
FME-GAX	2 = 20W	A = AC100-277V	S = 3000K	M = 40°	D = 0-10V Dimming	EM = Emergency Battery Backup
	4 = 40W	B = AC200-480V	I = 4000K	N = 60°	ND = No Dimming	
	6 = 60W		C = 5000K	O = 90°		
	8 = 80W		K = 6000K	P = 120°		
	10 = 100W					
	12 = 120W					
	15 = 150W					
	20 = 200W					
	25 = 250W					
	30 = 300W					
	40 = 400W					

MOUNTING / ACCESSORIES

OPEB = Junction Box
OPCM = Ceiling / Surface Mounting & Junction Box: 3/4" NPT
OPWA = 90° Wall Mount
OPWA25 = 25° Wall Mount & Junction Box: 3/4" NPT
OPWA90 = 90° Wall Mount & Junction Box: 3/4" NPT
OPPS25 = 25° Pole Mount: 1-1/2" NPT
OPPS90 = 90° Pole Mount: 1-1/2" NPT