

Project:	
Type:	
Catalog #:	



FEATURES

- Lumileds SMD LED
- High efficacy 150lm/W and 190lm/W
- AC100-277V / AC100-347V / 277-480V (Isolated)
Optional
- 115° beam angle
- 70/80 CRI optional
- IP66 and IP69K, can be washed directly
- Operating temperature: -40°C ~ 45°C (-40°F ~ 113°F)
- 5 year warranty

APPLICATIONS

- Food processing spaces
- Pharmaceutical factories
- Farms, hatcheries, animal housing
- Car wash
- Supermarkets

PARAMETERS

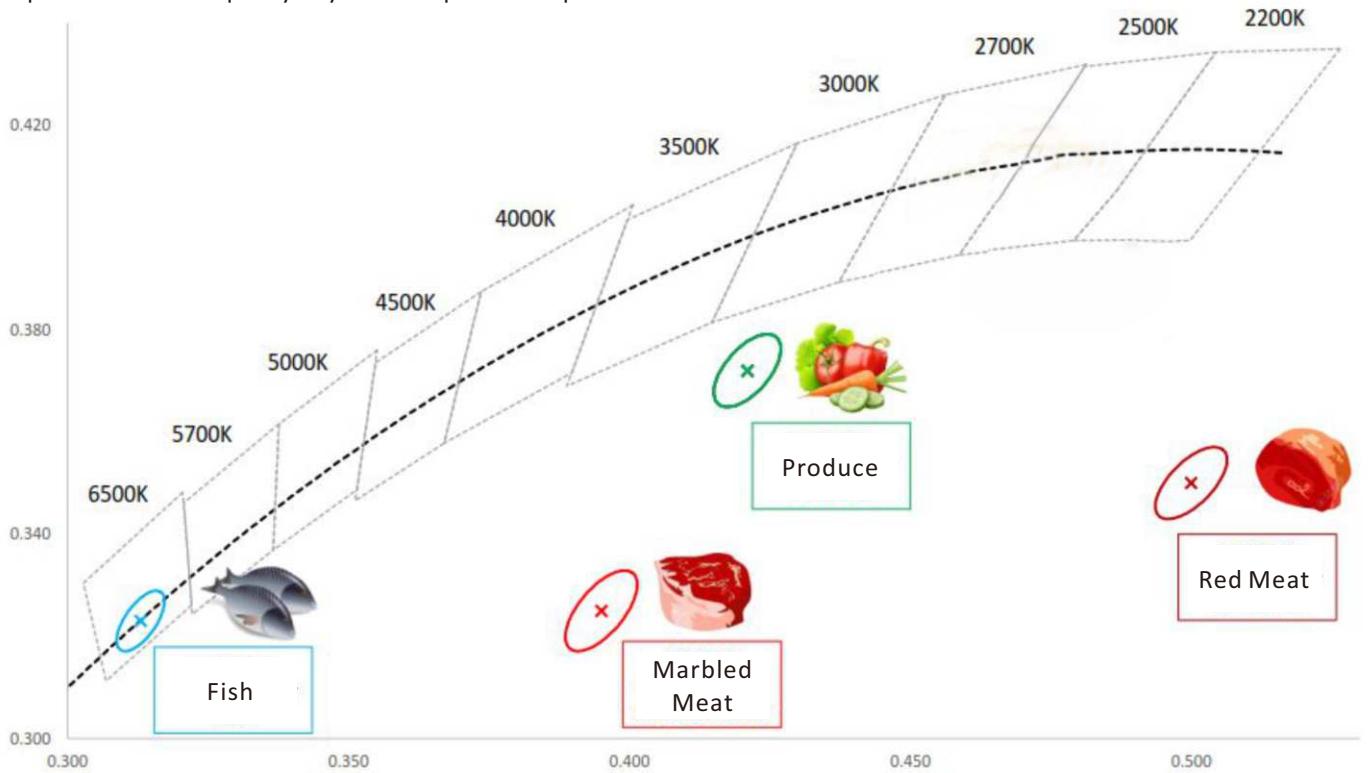
Model #	Size	Power	High Lumen			Extra High			Input voltage	CCT
			Efficacy	Lumen	CRI	Lumen	Efficacy	CRI		
FGH-A	Φ17.08**7.56"	80W	150LM/W	12000lm	>80	190LM/W	15200lm	100-277V 100-347V 277-480V	3000K 4000K 5000K 5700K	
FGH-B		100W		15000lm			19000lm			
FGH-C		125W		18750lm			23750lm			
FGH-D		150W		22500lm			28500lm			
FGH-E		185W		27750lm			35150lm			
FGH-F		200W		30000lm			38000lm			

ORDERING GUIDE

MODEL	WATTAGE	CCT	VOLTAGE	MOUNTING	SENSOR	OPTIONAL HOUSING	EFFICACY
FGH NSF Highbay	A 80W	30K 3000K	LV 100-277V	SM Suspended	S With Sensor	R Red	9 190lm/W
	B 100W	40K 4000K	MV 100-347V		PM Pendant	N Without Sensor	B Blue
	C 125W	50K 5000K	HV 277-480V			W White	
	D 150W	57K 5700K				B Black	
	E 185W					W White	
	F 200W					G Green	

Special application-LED Fresh Food Light

Depending on different foods, food color and other factors, the different color schemes will be provided upon the different applications. Fresh food LED lighting recipes can help make the difference in your fresh food departments by improving both the presentation and quality of your most perishable products.



Housing in red;
3500K for marbled meat;
2200K for red meat



Housing in blue;
6500K for Fish



Housing in green;
3000K for produce

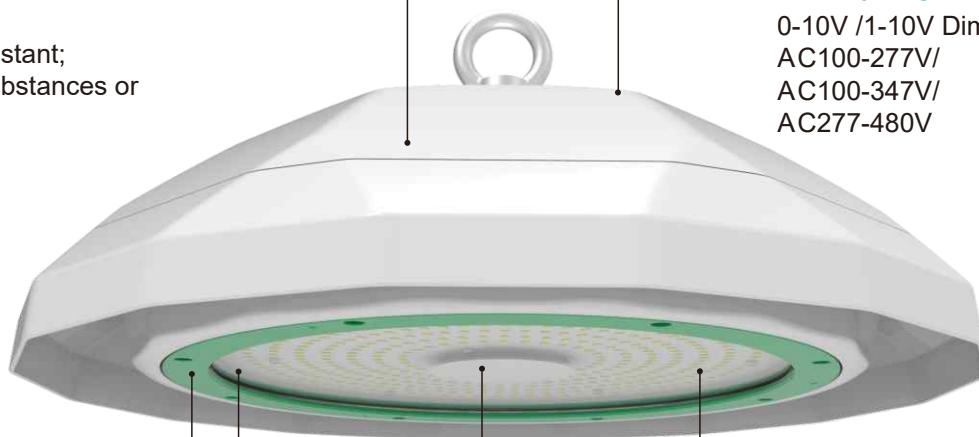


Housing

IP66& IP69K;
Corrosion resistant;
No harmful substances or
chemicals;

LED driver

0-10V /1-10V Dim;
AC100-277V/
AC100-347V/
AC277-480V



Housing color

White, blue,black,red,
green op onal

Efficacy

150LM/W
190LM/W

PC for NSF or Glass

Sensor

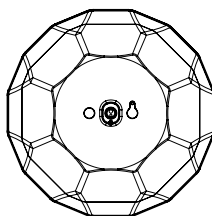
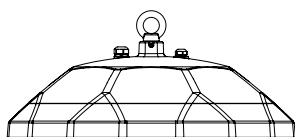
Microwave sensor
(Sensing distance:6-8M/20-24
Installed in the middle of Lens

Optional Accessories



3/4"NPT Junction Box
USE:For Pendant
installation 40PCS/Box

Dimension



	80W-200W
Outlook Dimensions	Φ17.08"*7.56"

Photometric

115°

